


Electromagnetic Spectra at the CERN-SPS

Hendrik van Hees

Justus-Liebig Universität Gießen

September 15, 2010



**Institut für
Theoretische Physik**



- 1 Electromagnetic probes in heavy-ion collisions
 - Vector mesons and electromagnetic probes
 - Model approaches to dileptons in heavy-ion collisions
 - Sources of dilepton emission in heavy-ion collisions
- 2 Comparison to data
 - Invariant-mass spectra
 - m_T spectra
- 3 Conclusions and Outlook

Electromagnetic probes in heavy-ion collisions

- γ, ℓ^\pm : no strong interactions
- reflect whole “history” of collision:
 - from pre-equilibrium phase
 - from thermalized medium
QGP and hot hadron gas
 - from VM decays after thermal freezeout

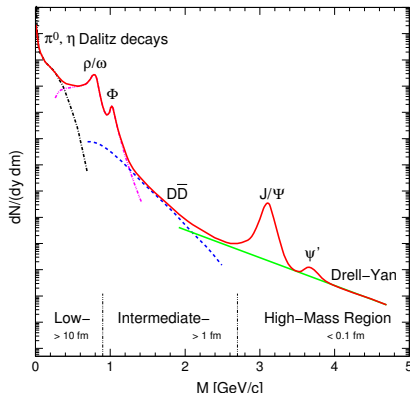
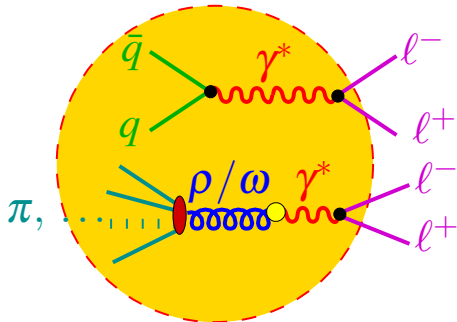


Fig. by A. Drees

Vector Mesons and electromagnetic Probes

- **photon** and **dilepton** thermal emission rates given by **same electromagnetic-current-correlation function** ($J_\mu = \sum_f Q_f \bar{\psi}_f \gamma_\mu \psi_f$)

[L. McLerran, T. Toimela 85, H. A. Weldon 90, C. Gale, J.I. Kapusta 91]

$$\Pi_{\mu\nu}^<(q) = \int d^4x \exp(iq \cdot x) \langle J_\mu(0) J_\nu(x) \rangle_T = -2f_B(q_0) \text{Im} \Pi_{\mu\nu}^{(\text{ret})}(q)$$

$$q_0 \frac{dN_\gamma}{d^4x d^3\vec{q}} = \frac{\alpha}{2\pi^2} g^{\mu\nu} \text{Im} \Pi_{\mu\nu}^{(\text{ret})}(q) \Big|_{q_0=|\vec{q}|} f_B(q_0)$$

$$\frac{dN_{e^+e^-}}{d^4x d^4q} = -g^{\mu\nu} \frac{\alpha^2}{3q^2 \pi^3} \text{Im} \Pi_{\mu\nu}^{(\text{ret})}(q) \Big|_{q^2=M_{e^+e^-}^2} f_B(q_0)$$

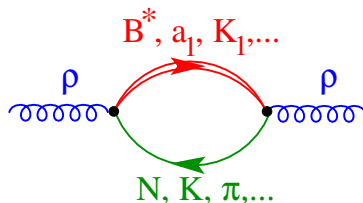
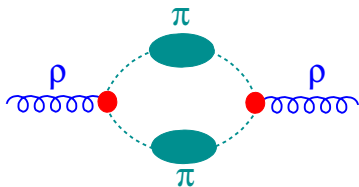
- to lowest order in α : $e^2 \Pi_{\mu\nu} \simeq \Sigma_{\mu\nu}^{(\gamma)}$
- **vector-meson dominance** model:

$$\Sigma_{\mu\nu}^{(\gamma)} = \text{---} G_\rho \text{---}$$

- derivable from **partition sum** $Z(V, T, \mu, \Phi)$!

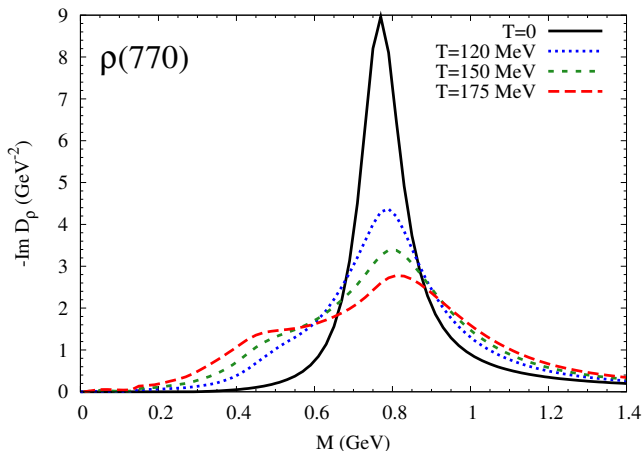
Hadronic many-body theory

- HMBT for vector mesons [Ko et al, Chanfray et al, Herrmann et al, Rapp et al, . . .]
- $\pi\pi$ interactions and **baryonic excitations**



- +corresponding vertex corrections \Leftrightarrow gauge invariance
- **Baryon (resonances)** important, even at RHIC with low **net** baryon density $n_B - n_{\bar{B}}$
- reason: $n_B + n_{\bar{B}}$ relevant (CP inv. of strong interactions)

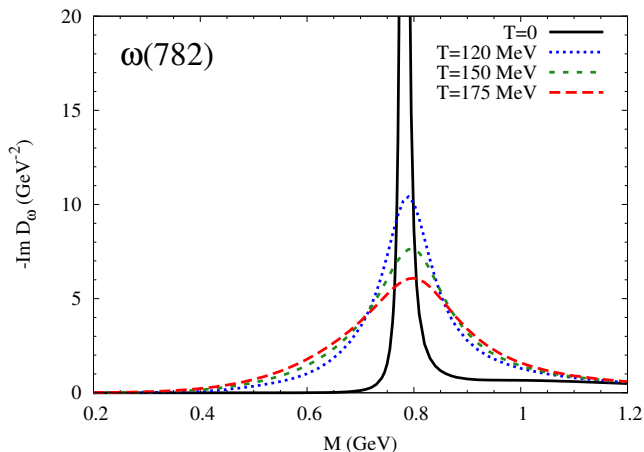
In-medium spectral functions and baryon effects



[R. Rapp, J. Wambach 99]

- **baryon effects** important
 - large contribution to broadening of the peak
 - responsible for most of the strength at small M

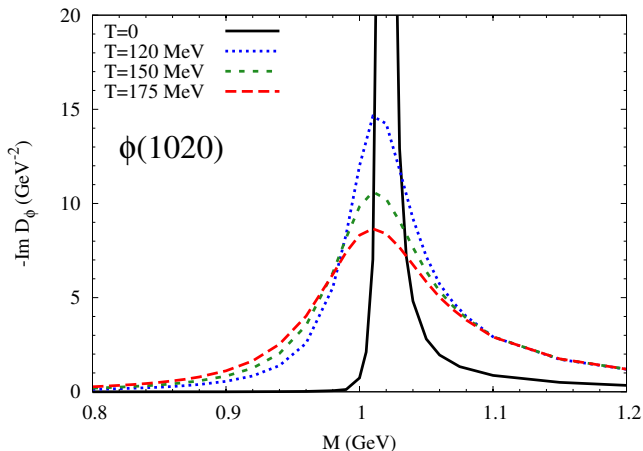
In-medium spectral functions and baryon effects



[R. Rapp, J. Wambach 99]

- **baryon effects** important
 - large contribution to broadening of the peak
 - responsible for most of the strength at small M

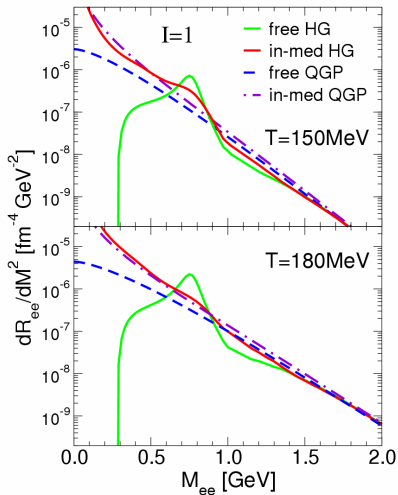
In-medium spectral functions and baryon effects



[R. Rapp, J. Wambach 99]

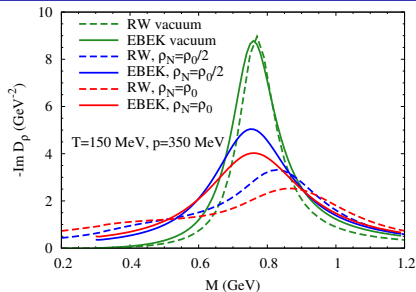
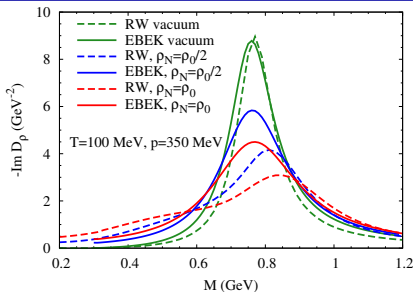
- **baryon effects** important
 - large contribution to broadening of the peak
 - responsible for most of the strength at small M

Dilepton rates: Hadron gas \leftrightarrow QGP



- in-medium **hadron gas** matches with **QGP**
- similar results also for γ rates
- “quark-hadron duality”!?
- indirect evidence for **chiral-symmetry restoration**

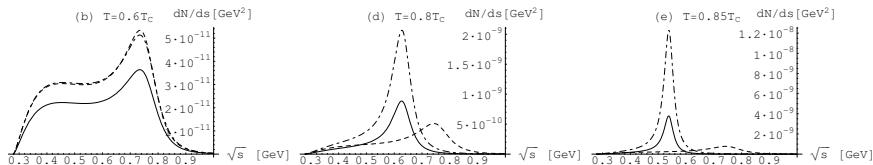
ρ meson in hot hadronic matter



- **EBEK:** [Eletsky, Belkacem, Ellis, Kapusta 01]
 - empirical $\rho + B/M$ scattering amplitudes + Pomeron/Regge background
 - $T\rho$ approximation for finite-T effects
- **RW:** Hadronic many-body theory [Rapp, Wambach 99]
- **Somewhat different results**
 - more broadening and level repulsion:
in-med modifications of pion-cloud + ρBN interactions

Chiral approaches

- Chiral reduction formalism [Steele et al 96]
 - leading order in π and N density + chiral reduction formulas
⇒ in-medium current correlators in terms of vacuum correlators
 - no Dyson resummation!
- Hidden local symmetry [Bando et al 85; Harada, Yamawaki 01,...]
 - Vector manifestation of chiral symmetry: ρ_{long} chiral partner of π
⇒ dropping ρ mass + violation of vector dominance ($T > T_{\text{flash}} = 0.7T_c$)



[Harada, Sasaki 07]

- dilepton rates similar to more simple dropping mass models

Sources of dilepton emission in heavy-ion collisions

- 1 initial hard processes: Drell Yan
- 2 “core” \Leftrightarrow emission from thermal source [McLerran, Toimela 1985]

$$\frac{1}{q_T} \frac{dN^{(\text{thermal})}}{dM dq_T} = \int d^4x \int dy \int M d\varphi \frac{dN^{(\text{thermal})}}{d^4x d^4q} \text{Acc}(M, q_T, y)$$

- 3 “corona” \Leftrightarrow emission from “primordial” mesons (jet-quenching)
- 4 after thermal freeze-out \Leftrightarrow emission from “freeze-out” mesons

[Cooper, Frye 1975]

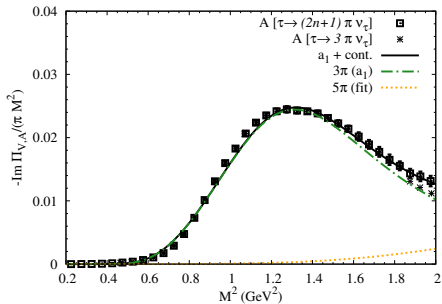
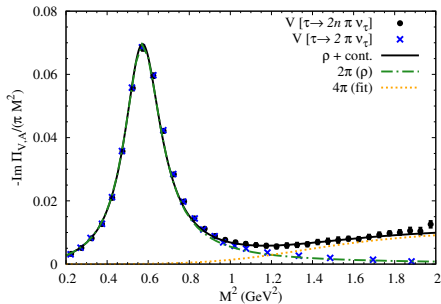
$$N^{(\text{fo})} = \int \frac{d^3q}{q_0} \int q_\mu d\sigma^\mu f_B(u_\mu q^\mu / T) \frac{\Gamma_{\text{meson} \rightarrow \ell^+ \ell^-}}{\Gamma_{\text{meson}}} \text{Acc}$$

- additional factor $\gamma = q_0/M$ compared to thermal emission
- physical reason

- thermal source rate $\propto \tau_{\text{med}} \frac{\Gamma_{\text{meson} \rightarrow \ell^+ \ell^-}}{\gamma}$
- decay of mesons after fo: rate $\propto \frac{\Gamma_{\text{meson} \rightarrow \ell^+ \ell^-}}{\Gamma_{\text{meson}}}$

Intermediate masses: hadronic “ 4π contributions”

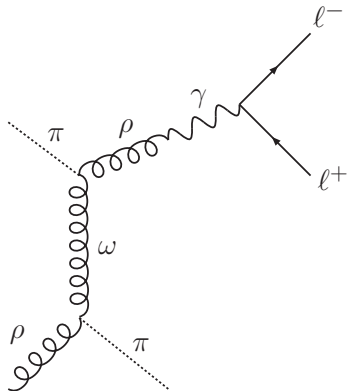
- e.m. current-current correlator $\Leftrightarrow \tau \rightarrow 2n\pi$



- “ 4π contributions”: $\pi + \omega, a_1 \rightarrow \mu^+ + \mu^-$
- leading-order virial expansion for “four-pion piece”
- additional strength through “chiral mixing”

Radiation from thermal sources: Meson t-channel exchange

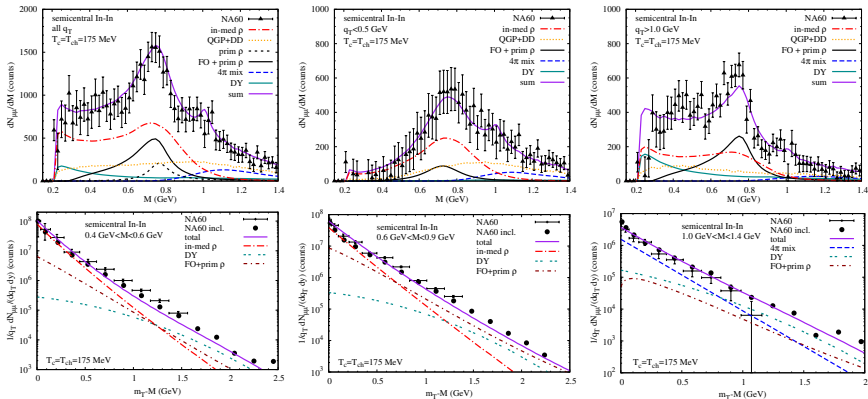
- motivation: q_T spectra too soft compared to NA60 data
- **thermal contributions** not included in models so far



- also for π , a_1

NA60 vs. Hadronic many-body theory + HR fireball

- ρ , ω , ϕ multi- π , QGP, freeze-out + primordial ρ , Drell-Yan



M spectra

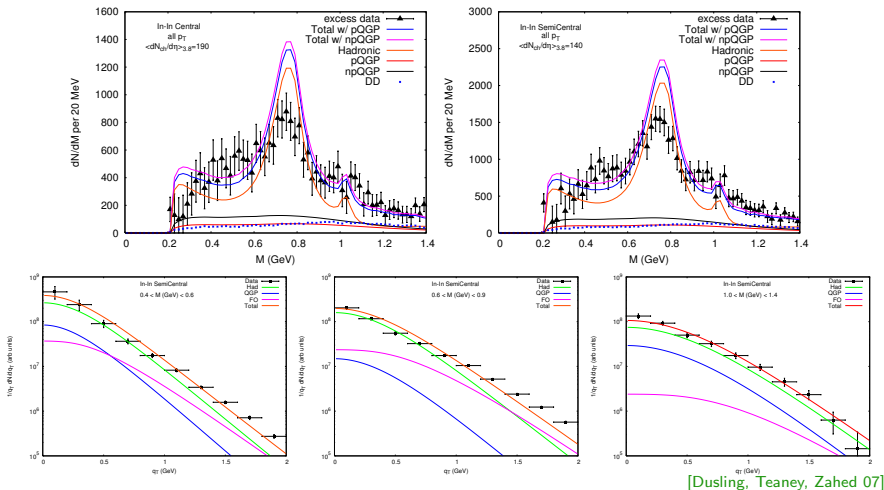
[HvH, Rapp 07]

- consistent with predicted broadening of ρ meson
- $M < 1$ GeV: thermal ρ ; $M > 1$ GeV: thermal multi-pion processes

m_t spectra

- $q_t < 1$ GeV: thermal radiation
- $q_t > 1$ GeV: freeze-out + hard primordial ρ , Drell-Yan

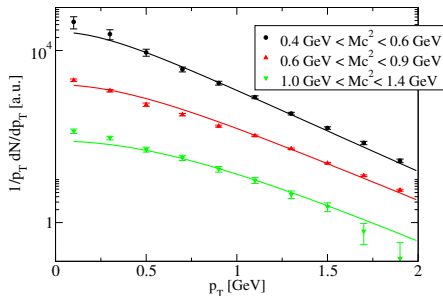
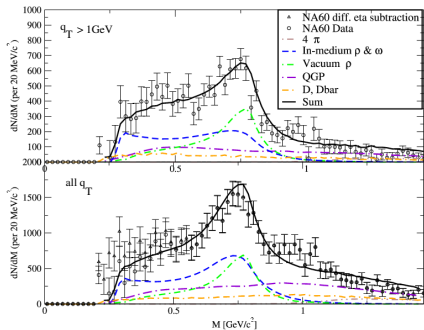
NA 60 vs. Chiral reduction formalism + hydrodynamics



[Dusling, Teaney, Zahed 07]

- low-mass + IMR spectrum described
- ρ : lack of broadening (due to low-density approximation)
- q_T spectra: only thermal + freezeout, no primordial ρ

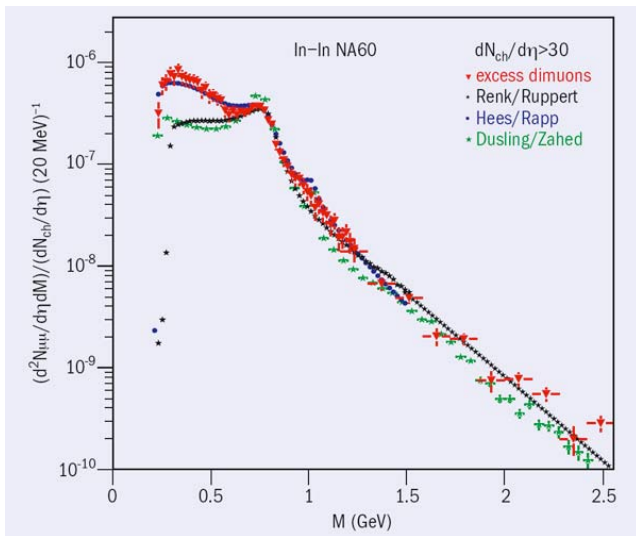
NA60 vs. empirical spectral functions + RR fireball



[Ruppert et al 07]

- only thermal + freeze-out
- large QGP contribution
- sensitivity of spectral functions to data?!

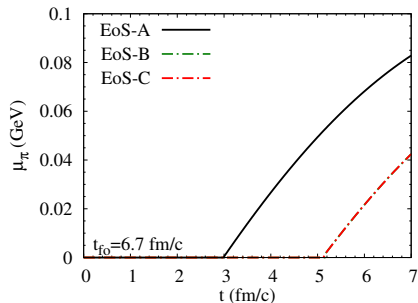
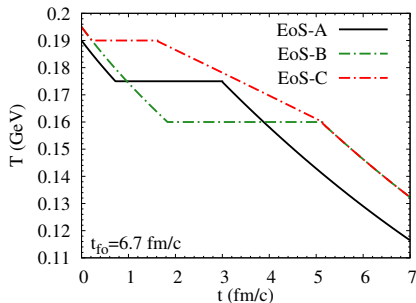
Excess spectra: acceptance-corrected mass spectra



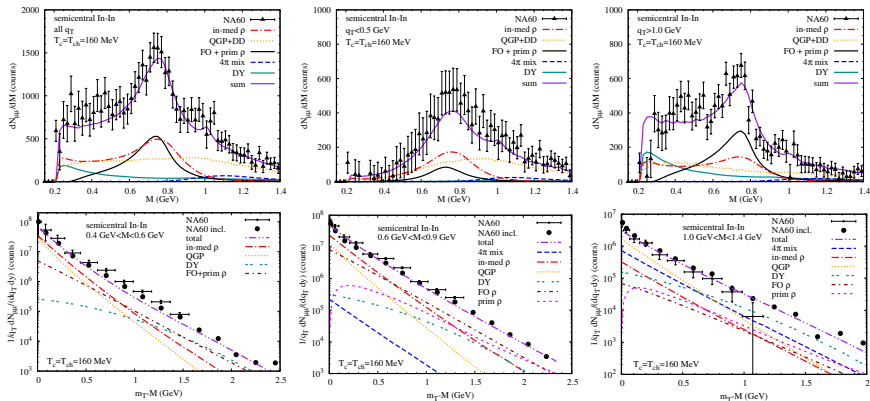
[J. Ruppert, T. Renk et al 2008], [HvH, R. Rapp 2008], [K. Dusling, D. Teaney, I. Zahed 2007]

Sensitivity to T_c and hadro-chemistry

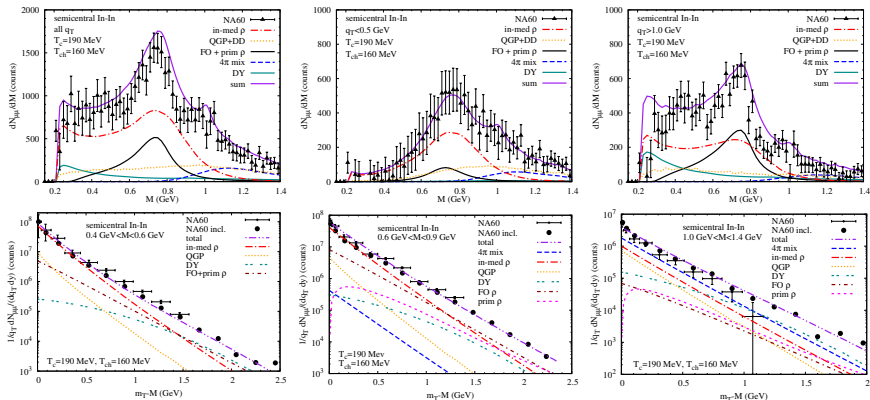
- recent lattice QCD: $T_c \simeq 190\text{-}200$ MeV or $T_c \simeq 150\text{-}160$ MeV?
- thermal-model fits to hadron ratios: $T_{\text{chem}} \simeq 150\text{-}160$ MeV



- **EoS-A:** $T_c = T_{\text{chem}} = 175$ MeV
- **EoS-B:** $T_c = T_{\text{chem}} = 160$ MeV
- **EoS-C:** $T_c = 190$ MeV, $T_{\text{chem}} = 160$ MeV
 - $T_c \geq T \geq T_{\text{chem}}$: hadron gas in chemical equilibrium
- keep fireball parameters the same (including life time)



- mass spectra comparable to EoS-A \leftrightarrow slight enhancement of fireball lifetime
- in IMR QGP > multi-pion contribution
- higher hadronic temperatures \Rightarrow slightly harder q_T spectra
- not enough to resolve discrepancy with data



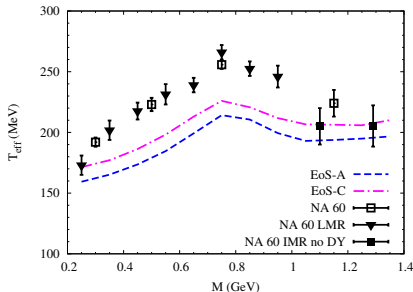
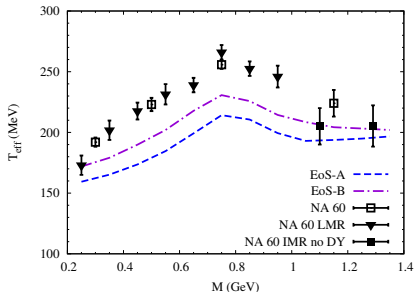
- mass spectra comparable to EoS-A \leftrightarrow slight reduction of fireball lifetime
- in IMR **multi-pion** \gg **QGP** contribution
- higher hadronic temperatures + high-density hadronic phase \Rightarrow harder q_T spectra
- better agreement with data

Inverse-slope analysis

- to extract T_{eff} fit to

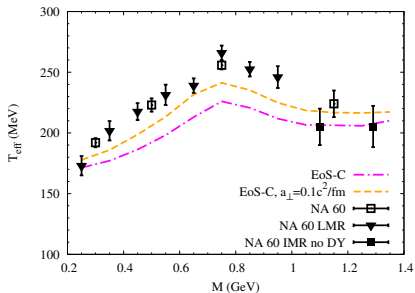
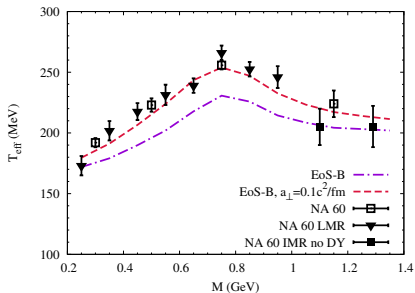
$$\frac{1}{q_T} \frac{dN}{dq_T} = \frac{1}{m_T} \frac{dN}{dm_T} = C \exp\left(-\frac{m_T}{T_{\text{eff}}}\right)$$

- fit of theoretical q_T spectra: $1 \text{ GeV} < q_T < 1.8 \text{ GeV}$



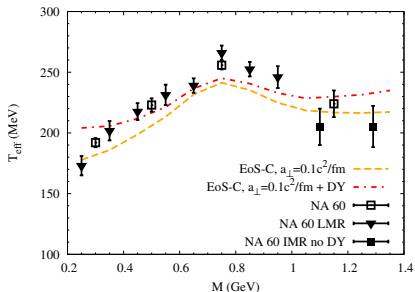
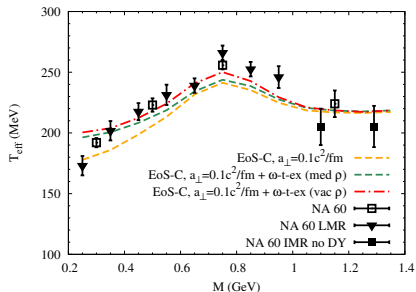
- standard fireball acceleration: **too soft q_T spectra**
- lower T_c in EoS-B and EoS-C helps (higher hadronic temperatures)
- NB: here, Drell Yan contribution taken out

Inverse-slope analysis



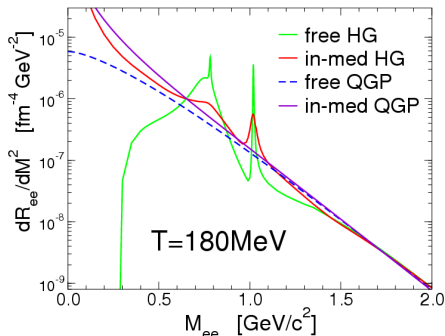
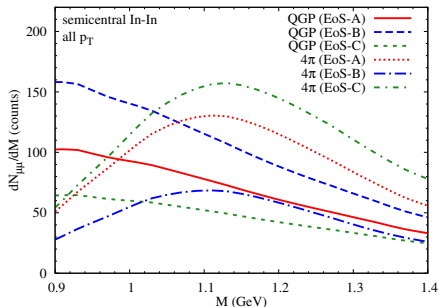
- enhance fireball acceleration to $a_{\perp} = 0.1c^2/\text{fm}$
- effective at all stages of fireball evolution
- agreement in IMR not spoiled \Leftrightarrow dominated from earlier stages
- EoS-B harder \Leftrightarrow relative contribution of harder freezeout ρ decays vs. thermal ρ 's larger

Inverse-slope analysis



- sensitivity to contributions from meson t -channel exchange
 - hardens low-mass region
 - using vacuum ρ in t -channel contribution: enhances slope in ρ region
- sensitivity to Drell-Yan contribution
 - for IMR: describes effect seen in data (open vs. solid square data point)
 - in LMR: too high around muon threshold \Leftrightarrow due to uncertainties in extrapolation to low M ?!?

IMR: QGP vs. multi-pion radiation



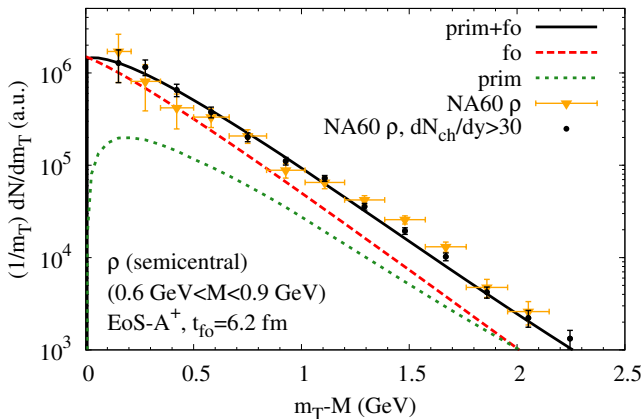
- EoS-B: QGP dominates over multi-pion radiation
- opposite in EoS-A and EoS-C
- multi-pion radiation dominantly from high-density hadronic phase

$$\text{reason: } dN_{ll}/dMdT \propto \text{Im } \Pi_{\text{em}}(M, T) \exp(-M/T) T^{-5.5}$$

- radiation maximal for $T = T_{\text{max}} = M/5.5$
 - hadronic and partonic radiation “dual” for $T \sim T_c$
- compatible with chiral-symmetry restoration!

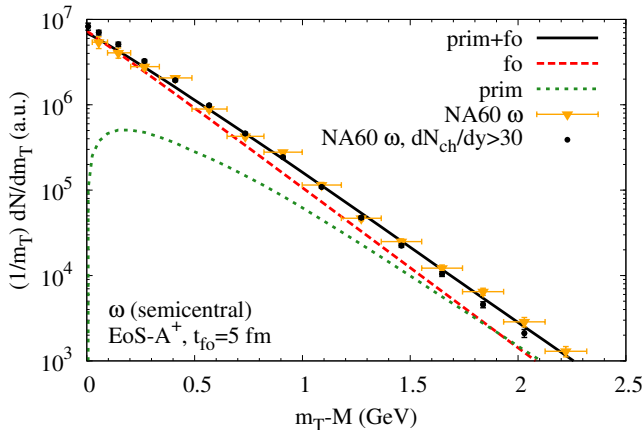
Hadron spectra

- analysis of “cocktail”: **hadron- m_T spectra**
- comparison to fireball evolution
- **“sequential freeze-out”** due to different coupling strength



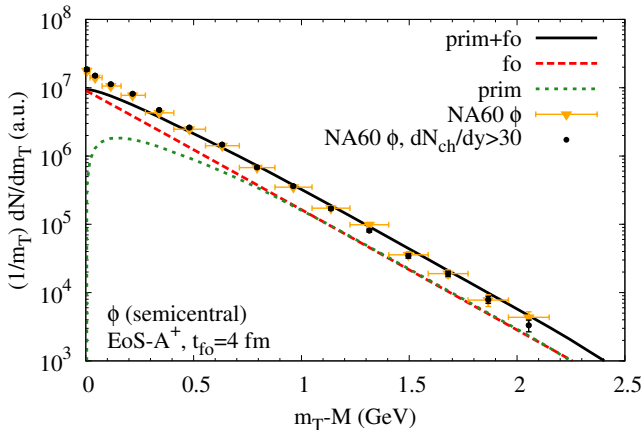
Hadron spectra

- analysis of “cocktail”: **hadron- m_T spectra**
- comparison to fireball evolution
- **“sequential freeze-out”** due to different coupling strength



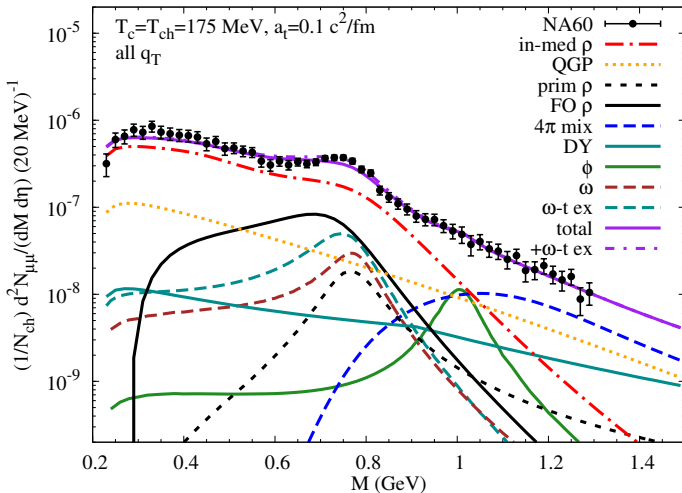
Hadron spectra

- analysis of “cocktail”: **hadron- m_T spectra**
- comparison to fireball evolution
- **“sequential freeze-out”** due to different coupling strength



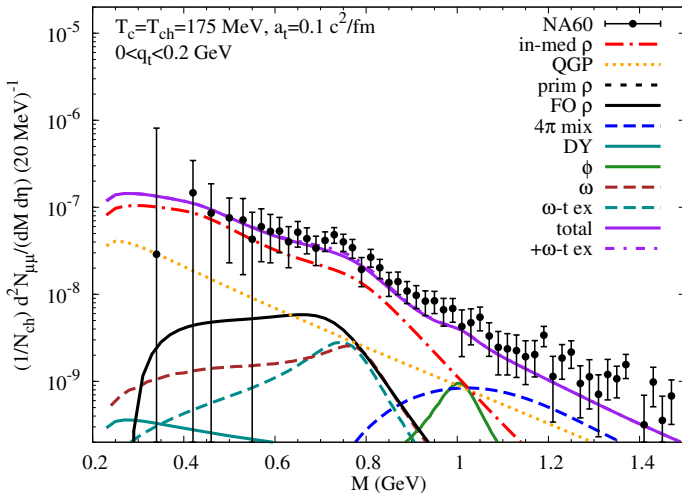
M spectra (in p_T slices)

- norm corrected by $\sim 3\%$ due to centrality correction
(min-bias data: $\langle N_{\text{ch}} \rangle = 120$, calculation $N_{\text{ch}} = 140$)



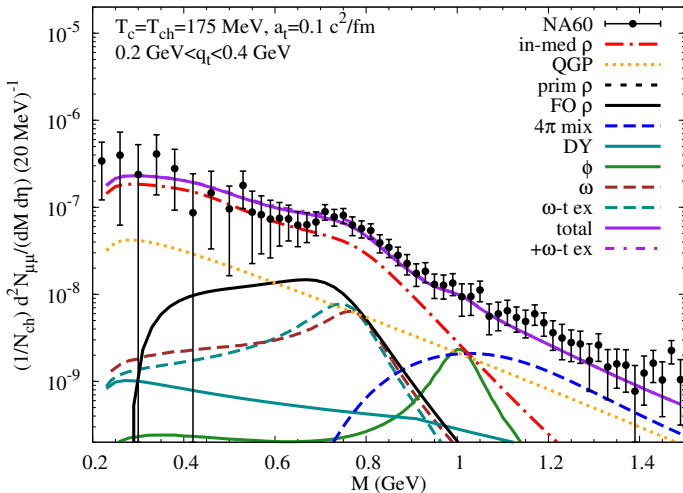
M spectra (in p_T slices)

- norm corrected by $\sim 3\%$ due to centrality correction
(min-bias data: $\langle N_{\text{ch}} \rangle = 120$, calculation $N_{\text{ch}} = 140$)



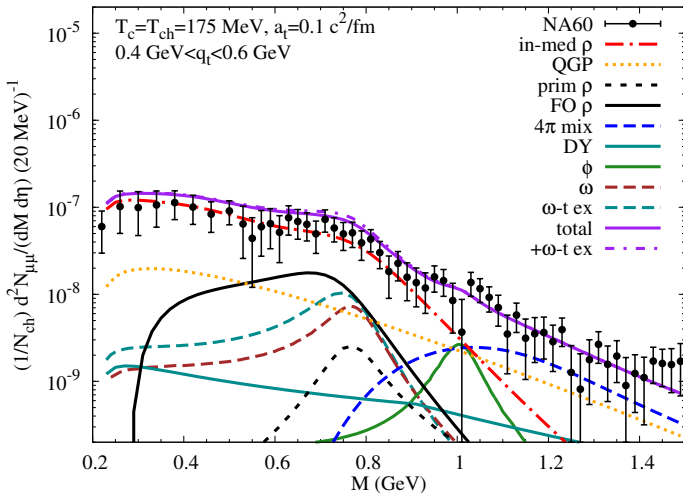
M spectra (in p_T slices)

- norm corrected by $\sim 3\%$ due to centrality correction
(min-bias data: $\langle N_{\text{ch}} \rangle = 120$, calculation $N_{\text{ch}} = 140$)



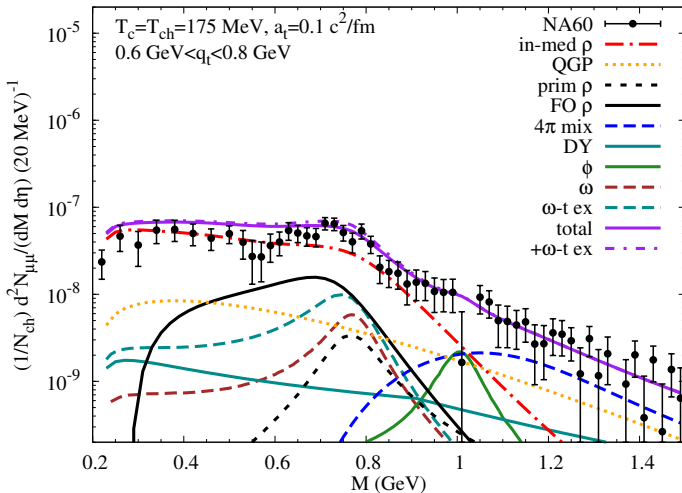
M spectra (in p_T slices)

- norm corrected by $\sim 3\%$ due to centrality correction
(min-bias data: $\langle N_{\text{ch}} \rangle = 120$, calculation $N_{\text{ch}} = 140$)



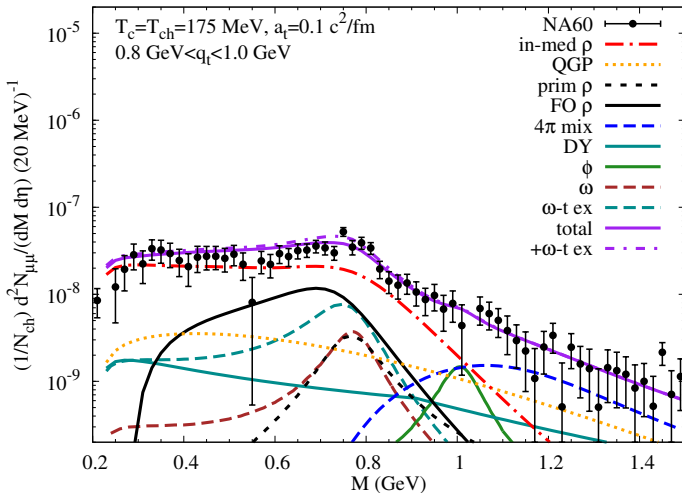
M spectra (in p_T slices)

- norm corrected by $\sim 3\%$ due to centrality correction
(min-bias data: $\langle N_{\text{ch}} \rangle = 120$, calculation $N_{\text{ch}} = 140$)



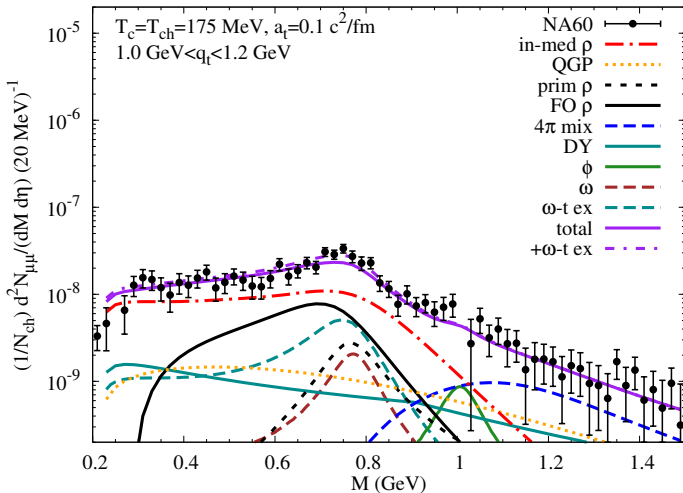
M spectra (in p_T slices)

- norm corrected by $\sim 3\%$ due to centrality correction
(min-bias data: $\langle N_{\text{ch}} \rangle = 120$, calculation $N_{\text{ch}} = 140$)



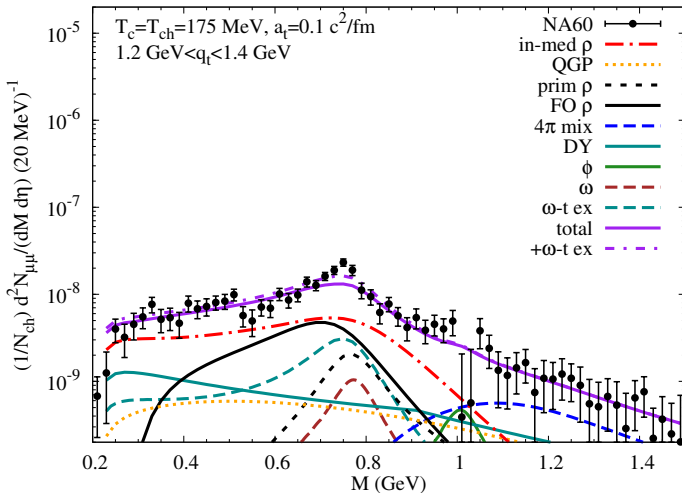
M spectra (in p_T slices)

- norm corrected by $\sim 3\%$ due to centrality correction
(min-bias data: $\langle N_{\text{ch}} \rangle = 120$, calculation $N_{\text{ch}} = 140$)



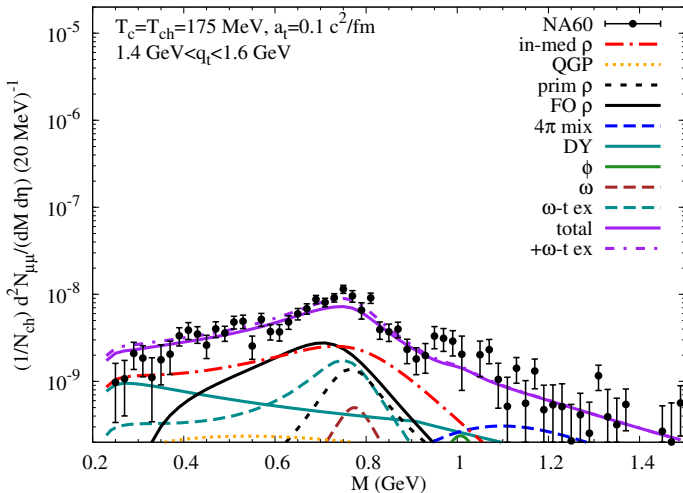
M spectra (in p_T slices)

- norm corrected by $\sim 3\%$ due to centrality correction
(min-bias data: $\langle N_{\text{ch}} \rangle = 120$, calculation $N_{\text{ch}} = 140$)



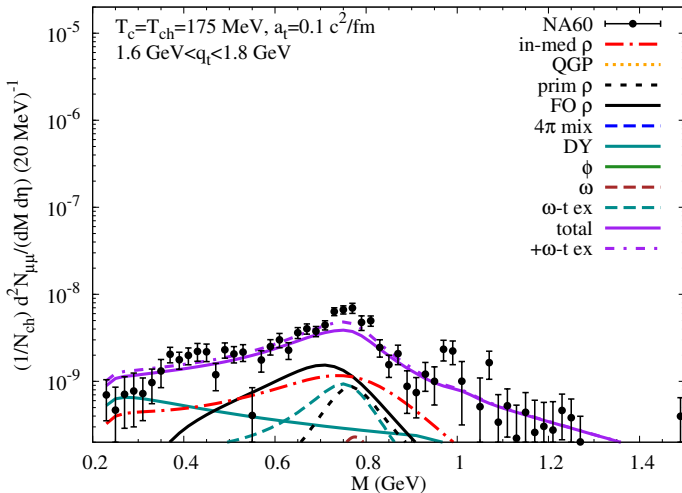
M spectra (in p_T slices)

- norm corrected by $\sim 3\%$ due to centrality correction
(min-bias data: $\langle N_{\text{ch}} \rangle = 120$, calculation $N_{\text{ch}} = 140$)



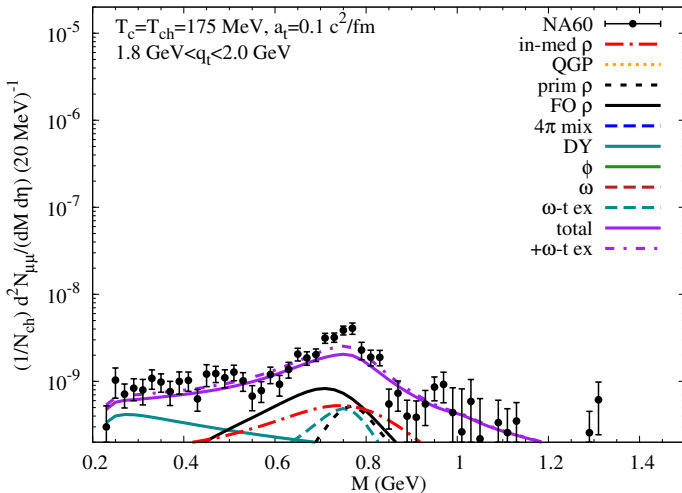
M spectra (in p_T slices)

- norm corrected by $\sim 3\%$ due to centrality correction
(min-bias data: $\langle N_{\text{ch}} \rangle = 120$, calculation $N_{\text{ch}} = 140$)



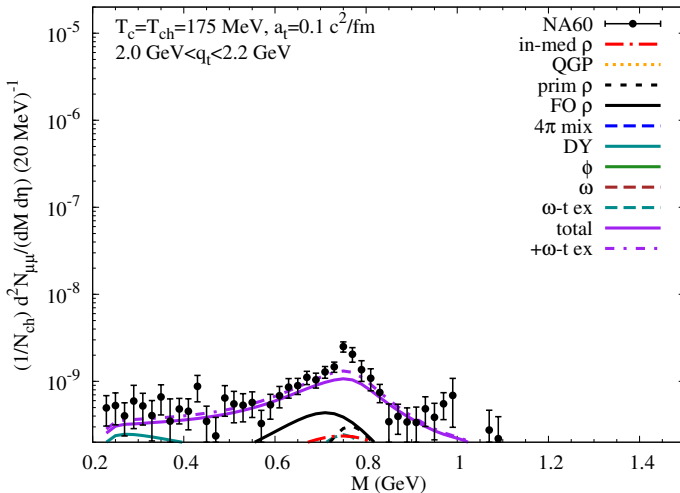
M spectra (in p_T slices)

- norm corrected by $\sim 3\%$ due to centrality correction
(min-bias data: $\langle N_{\text{ch}} \rangle = 120$, calculation $N_{\text{ch}} = 140$)



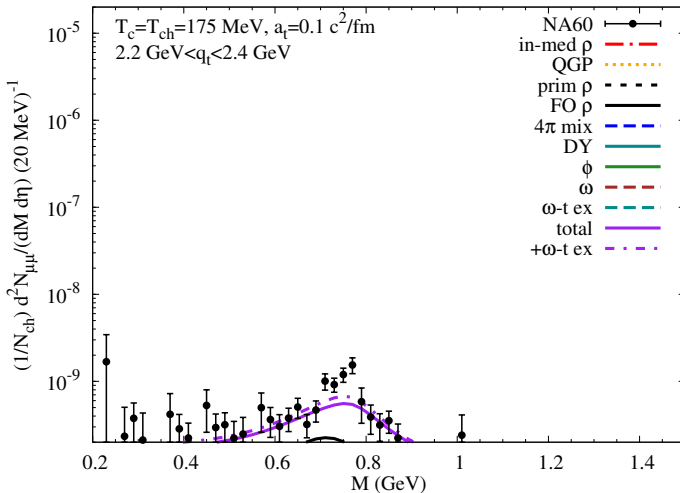
M spectra (in p_T slices)

- norm corrected by $\sim 3\%$ due to centrality correction
(min-bias data: $\langle N_{\text{ch}} \rangle = 120$, calculation $N_{\text{ch}} = 140$)



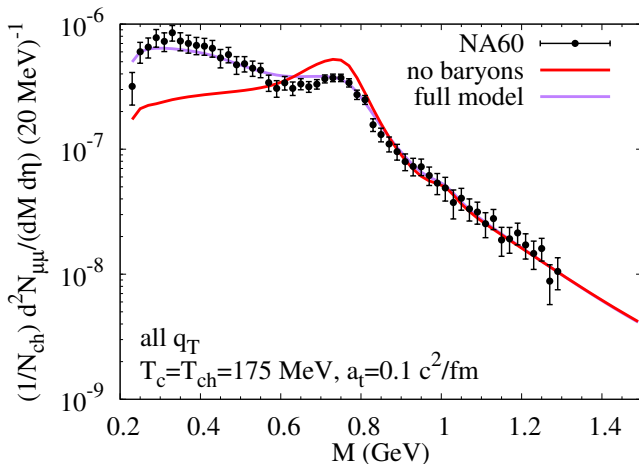
M spectra (in p_T slices)

- norm corrected by $\sim 3\%$ due to centrality correction
(min-bias data: $\langle N_{\text{ch}} \rangle = 120$, calculation $N_{\text{ch}} = 140$)



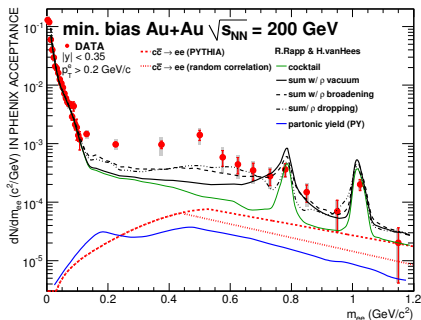
Importance of baryon effects

- Baryonic interactions important!
- in-medium broadening
- low-mass tail!



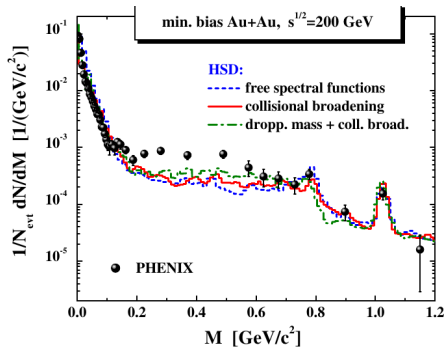
Dileptons@RHIC: New Puzzle?

- huge enhancement in the LMR unexplained yet!
- for details see previous talk!



QGP+HMBT: R. Rapp, HvH

[A. Adare et al (PHENIX), arXiv:0912.0244 [nucl-ex]]



HSD: Linnyk, Bratkovskaya, Cassing

[E. L. Bratkovskaya, O. Linnyk, W. Cassing, J. Phys. Conf.Ser. 230, 012032 (2010)]

Conclusions and Outlook

- dilepton spectra \Leftrightarrow in-medium em. current correlator
- models for dilepton sources
 - radiation from thermal sources: QGP, ρ , ω , ϕ
 - ρ -decay after thermal freeze-out
 - decays of non-thermalized primordial ρ 's
 - Drell-Yan annihilation, correlated $D\bar{D}$ decays
- invariant-mass spectra and medium effects
 - excess yield dominated by radiation from thermal sources
 - baryons essential for in-medium properties of vector mesons
 - melting ρ with little mass shift robust signal! (independent of T_c)
 - IMR well described by scenarios with radiation dominated either by QGP or multi-pion processes (depending on EoS)
 - Reason: mostly from thermal radiation around $160 \text{ MeV} \leq T \leq 190 \text{ MeV}$
 - \Leftrightarrow "parton-hadron" duality of rates
 - \Leftrightarrow compatible with chiral-symmetry restoration!
 - dimuons in In-In (NA60), Pb-Au (CERES/NA45), γ in Pb-Pb (WA98)

- fireball/freeze-out dynamics $\Leftrightarrow m_T$ spectra and effective slopes
 - “non-thermal sources” important for $q_T \gtrsim 1$ GeV
 - lower $T_c \Rightarrow$ higher hadronic temperatures \Rightarrow harder q_T spectra
 - off-equilibrium effects (viscous hydro)?
- recent review: [R. Rapp, J. Wambach, HvH, Landolt-Brnstein, 1-23A, arXiv: 0901.3289 [hep-ph]]
- Further developments
 - understand recent PHENIX results (large dilepton excess in LMR)
 - vector- should be complemented with axial-vector-spectral functions (a_1 as chiral partner of ρ)
 - constrained with IQCD via in-medium Weinberg chiral sum rules
 - direct connection to chiral phase transition!